





## POM POM GAMES

Make a circle and have one student in the middle with their eyes closed. Take one pom-pom, have one person hide it behind their back, but have all the kids look like they are holding the pom-pom behind their back. Person in the middle must try to guess which person has the pom-pom.



## POM POM GAMES

Make a circle, give all the kids one pom-pom. Make an x in the middle of the circle. Have all the kids throw the pom-pom and the kid closest to the x gets a point.



## POM POM GAMES

### Relay Game #1


Have kids line up in a straight line. On go, the kids use a straw (or mouths) and blow their pom-pom to the other line.

### Relay Game #2

Make two teams and use spoons. Kids must carry their pom-pom to a designated spot and come back to the next person in line and they do the same thing. Team done first is the winner.

### Relay Game #3

Make two teams and use spoons. Kids pass the pom-pom (spoon to spoon) to all team mates. The last person in line must then come to the front and start passing the pom-pom again. Relay is complete when the first person brings the pom-pom back to the front of the line.



## POM POM GAMES

### Football Goal

Take turns letting the kids try to make a goal by flicking the pom-pom with the spoon. You hold two fingers up to make them look like a goal right in front of your face. Kids get a point if they hit your nose or face.

